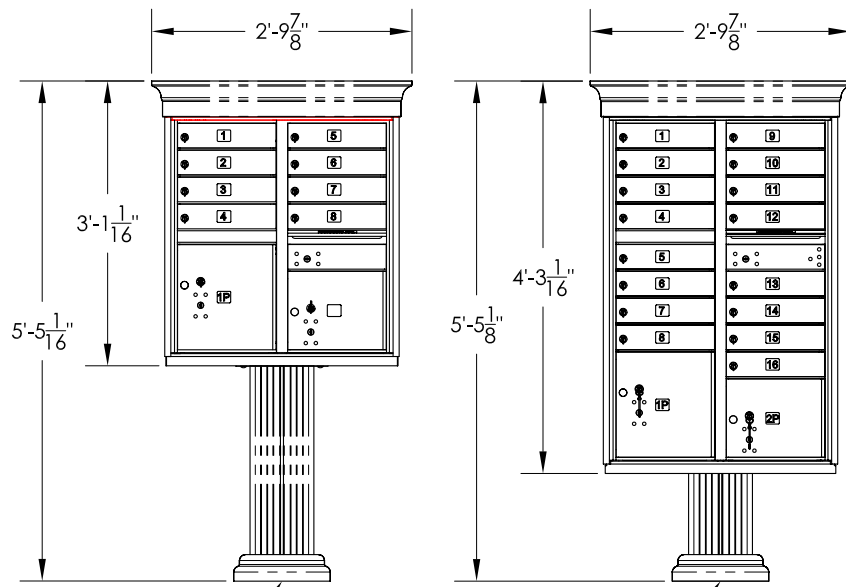


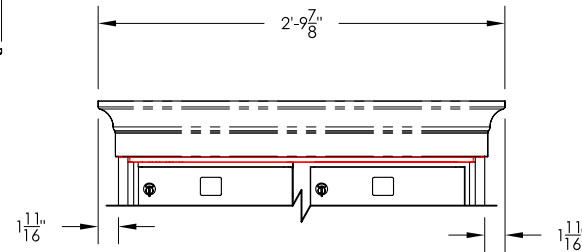
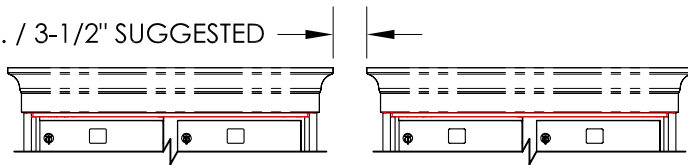
vogue™ Classic Series - Crown Cap Cutsheet



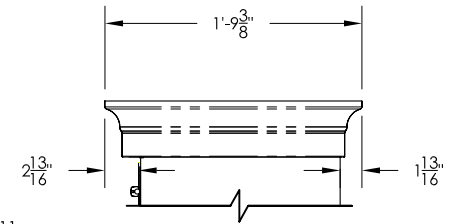
FOR ILLUSTRATION
ONLY PILLAR
PEDESTAL SOLD
SEPARATELY

FOR ILLUSTRATION
ONLY PILLAR PEDESTAL
SOLD SEPARATELY

2" MIN. / 3-1/2" SUGGESTED

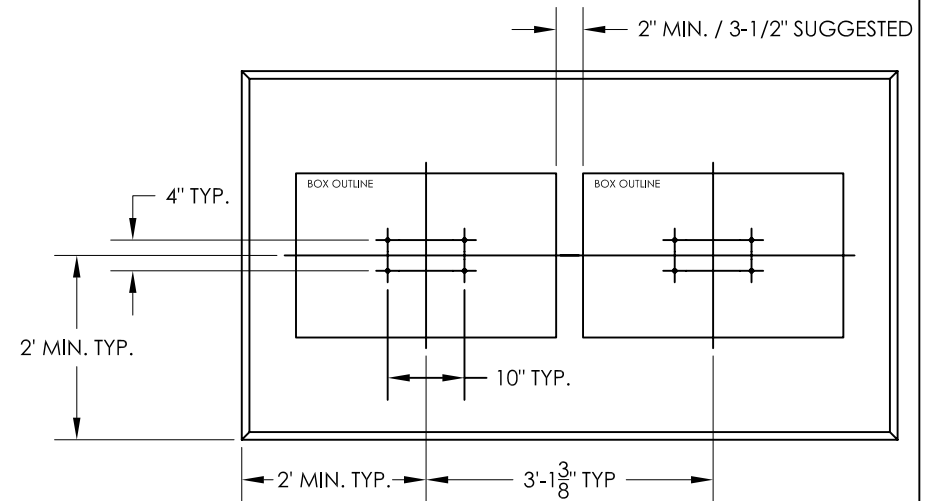


FRONT VIEW



SIDE VIEW

MULTI-UNITS PAD SPECIFICATION



NOTES:

1. CLASSIC CROWN MOLDING CAP DESIGN REQUIRES ADDITIONAL SPACE BETWEEN CBUs FOR MULTIPLE CBU INSTALLATIONS, SEE IMPORTANT CLEARANCE SPEC ABOVE.
2. CLASSIC CAP AND PEDESTAL COVER SOLD SEPARATELY.
3. CROWN CAP AVAILABLE IN ALL STANDARD CBU POWDER COAT FINISHES.
4. CLASSIC CAP INSTALLED USING PERMANENT VHB ADHESIVE TAPE. NO HARDWARE NECESSARY.
5. CLASSIC CROWN CAP DESIGNED TO FIT OVER FLORENCE 1570 SERIES CBU.

PRODUCT SERIES: VOGUE™ CLASSIC SERIES - CROWN CAP

AF FLORENCE
manufacturing company

5935 Corporate Drive • Manhattan, KS 66503
www.florencemailboxes.com • (800) 275-1747

A GIBRALTAR INDUSTRIES COMPANY

MODEL	CROWN	REV	-
SCALE	NONE	LAST REV DATE	5/11/2010
DRAWING NUMBER	91550	DRAWN BY	AFD

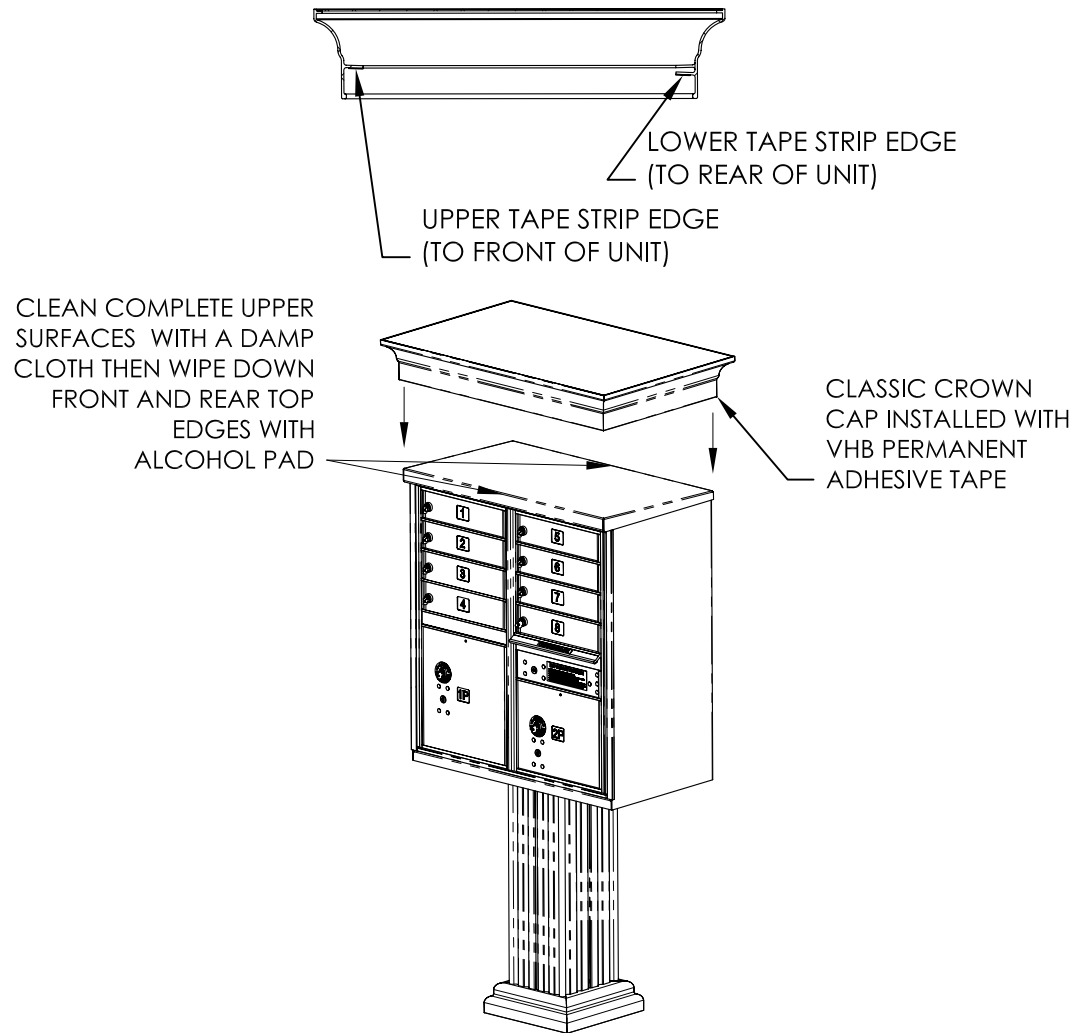
vogue™ Classic Series - Crown Cap

Assembly Instructions

- 1 These instructions assume that you have already properly installed the vital™ Cluster Box Unit (CBU). If the CBU has not yet been installed, please refer to the instructions that came with the vital™ CBU.
- 2 Clean top, sides and back of CBU, to clear any surface dirt or debris with a soft damp cloth.
- 3 Using the supplied alcohol wipes, clean the indicated surfaces of the front and rear of the cluster box unit top surface.
- 4 Remove cover strips of the double-sided VHB permanent adhesive tape on the underside of the cap.
- 5 Align the cap over the CBU with the lower tape strip edge to the back of the CBU.
- 6 Press down firmly along the front edge and rear edge of the cap to ensure tape is secured.

Note:

Once cap is securely in place, the adhesive tape forms a permanent bond. Cap is very difficult to remove after placement and should be considered permanently installed.



PRODUCT SERIES: VOGUE™ CLASSIC SERIES - CROWN CAP

AF FLORENCE
manufacturing company

5935 Corporate Drive • Manhattan, KS 66503
 www.florencemailboxes.com • (800) 275-1747

A GIBRALTAR INDUSTRIES COMPANY

MODEL	CROWN	REV	-
SCALE	NONE	LAST REV DATE	5/10/2010
DRAWING NUMBER	91550	DRAWN BY	AFD