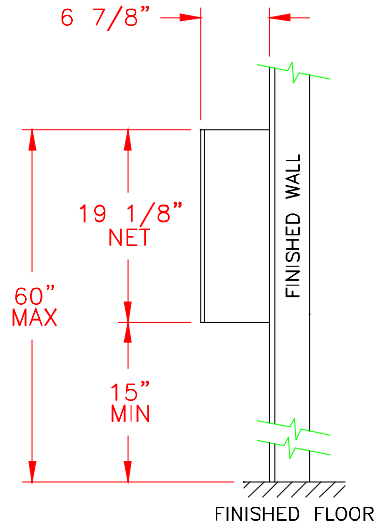
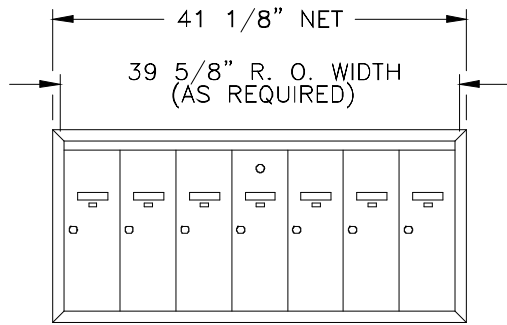
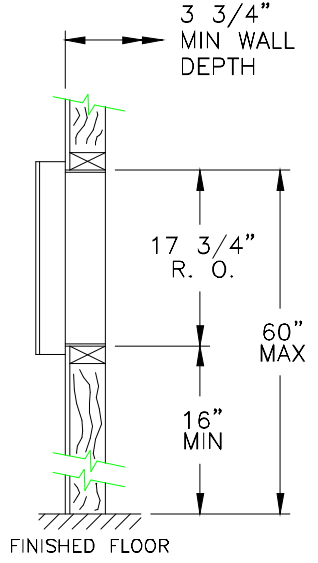


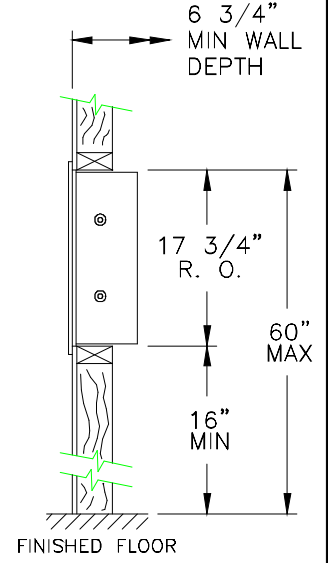
1250-7 VERTICAL STYLE MAILBOX



SURFACE MOUNT



SEMI-RECESSED



RECESSED MOUNT

- NOTES FOR U.S.P.S. APPROVED CONFIGURATION (AS SHOWN):
1. (1) 1250-7 SERIES ALUMINUM CABINET WITH (6) STANDARD SIZE DOORS (16"H x 5 1/2"W), AND (1) STANDARD SIZE MASTER DOOR PREPARED FOR POSTAL MASTER LOCK.
 2. FINISH: CLEAR ANODIZE OR GOLD ANODIZE
 3. LOCKS: 5-PIN CYLINDER CAM TYPE WITH (2) KEYS EACH.
 4. DOORS: TENANT NAME CARD HOLDER, ENGRAVING, OR BLACK-FILLED ENGRAVING ARE AVAILABLE.
 5. MOUNTING: SURFACE MOUNT, SEMI-RECESSED MOUNT, OR RECESS MOUNT ARE APPROVED. SURFACE MOUNT REQUIRES COLLAR SM125-7; SEMI-RECESSED MOUNT REQUIRES COLLAR SR120-7; RECESSED MOUNT REQUIRES NO COLLAR.
 6. UNIT WEIGHT: 36 POUNDS.

- AVAILABLE, U.S. POSTAL SERVICE APPROVED OPTIONS (CONSULT FACTORY):
1. DOORS: SIZES AND ARRANGEMENTS.
 2. DIRECTORIES: INTEGRAL, AS REQUIRED.
 3. PUSHBUTTONS: INTEGRAL DOORBELL PUSHBUTTONS.
 4. DOUBLE ROW INSTALLATION: MAINTAIN MAX AND MIN INSTALLATION DIMENSIONS AS SHOWN ON CUT SHEET CS5048.

AVAILABLE, NON-U.S. POSTAL SERVICE APPROVED OPTIONS FOR PRIVATE USE (CONSULT FACTORY):

1. MASTER LOCK: PRIVATE MASTER LOCK.

AUTH AF FLORENCE
MANUFACTURING COMPANY
5935 CORPORATE DRIVE
MANHATTAN KANSAS 66503
CS5047 7/3/06